

Statistics Summaries Report

Category - ALL
 Statistics for Entire MLS from 6/1/2009 - 6/30/2009

Areas: 02,03,04,05

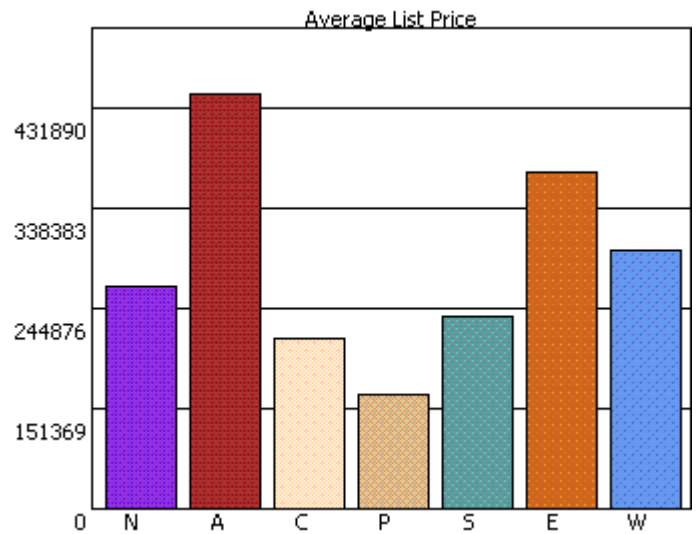
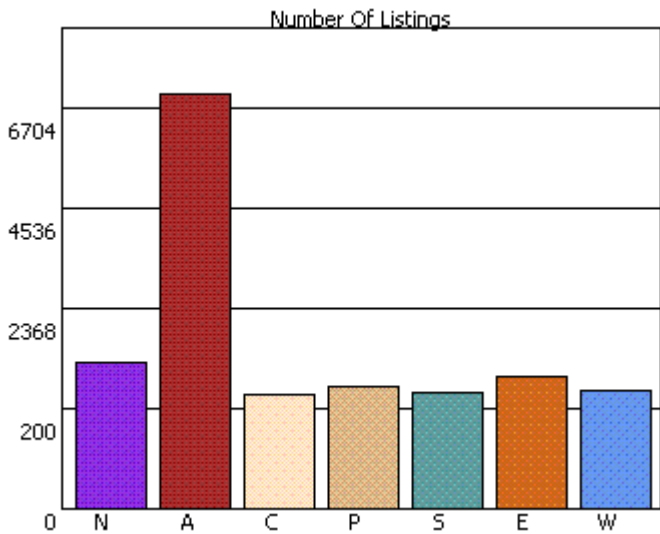
	Total	Total List/Total Sold	Avg List	Avg Sold	Avg DOM	Median Price	%SP/LP
--	-------	-----------------------	----------	----------	---------	--------------	--------

ON MARKET STATUSES

New (6/1/2009 - 6/30/2009)	877	\$221,735,538/ N/A	\$252,834	N/A	14	\$163,900	N/A
Active Today	6705	\$2,895,816,924/ N/A	\$431,889	N/A	295	\$192,000	N/A
Contingent Today	200	\$40,917,892/ N/A	\$204,589	N/A	255	\$179,900	N/A
Pending (6/1/2009 - 6/30/2009)	377	\$57,065,970/ N/A	\$151,368	N/A	135	\$114,900	N/A

OFF MARKET STATUSES (6/1/2009 - 6/30/2009)

Sold	228	\$51,107,618/ \$45,825,123	\$224,156	\$200,987	158	\$178,000	89%
Expired	605	\$217,625,268/ N/A	\$359,711	N/A	307	\$187,000	N/A
Withdrawn	305	\$87,136,943/ N/A	\$285,694	N/A	242	\$179,900	N/A




--Information deemed reliable but not guaranteed--
 Copyright: 2009 by the Bay County Association of REALTORS®.
 Prepared by Miller, Joanie of MILLER & ASSOCIATES REALTY on Friday, July 03, 2009 11:03 AM.

Price Range Statistics Report

Category - ALL Statistics for Entire MLS for 6/1/2009 - 6/30/2009

Areas: 02,03,04,05

Price Range	Currently Active Listings			% of Listings	
	# of Listings	Average DOM	% of Listings		
\$0 - \$9,999	651	130	9.70%		
\$10,000 - \$19,999	56	332	0.83%		
\$20,000 - \$29,999	92	351	1.37%		
\$30,000 - \$39,999	90	376	1.34%		
\$40,000 - \$49,999	92	294	1.37%		
\$50,000 - \$59,999	156	273	2.32%		
\$60,000 - \$69,999	163	303	2.43%		
\$70,000 - \$79,999	161	277	2.40%		
\$80,000 - \$89,999	157	318	2.34%		
\$90,000 - \$99,999	200	281	2.98%		
\$100,000 - \$109,999	89	292	1.32%		
\$110,000 - \$119,999	151	286	2.25%		
\$120,000 - \$129,999	212	273	3.16%		
\$130,000 - \$139,999	183	337	2.72%		
\$140,000 - \$149,999	196	295	2.92%		
\$150,000 - \$159,999	170	252	2.53%		
\$160,000 - \$169,999	189	247	2.81%		
\$170,000 - \$179,999	171	269	2.54%		
\$180,000 - \$189,999	160	279	2.38%		
\$190,000 - \$199,999	191	249	2.84%		
\$200,000 - \$219,999	170	263	2.53%		
\$220,000 - \$239,999	292	281	4.35%		
\$240,000 - \$259,999	252	326	3.75%		
\$260,000 - \$279,999	203	317	3.02%		
\$280,000 - \$299,999	239	296	3.56%		
\$300,000 - \$349,999	288	325	4.29%		
\$350,000 - \$399,999	376	314	5.60%		
\$400,000 - \$449,999	164	293	2.44%		
\$450,000 - \$499,999	203	335	3.02%		
\$500,000 - \$549,999	88	328	1.31%		
\$550,000 - \$599,999	165	354	2.46%		
\$600,000 - \$649,999	44	460	0.65%		
\$650,000 - \$699,999	76	367	1.13%		
\$700,000 - \$749,999	37	293	0.55%		
\$750,000 - \$799,999	66	461	0.98%		
\$800,000 - \$849,999	27	485	0.40%		
\$850,000 - \$899,999	59	305	0.87%		
\$900,000 - \$949,999	14	256	0.20%		
\$950,000 - \$999,999	49	520	0.73%		
\$1,000,000 - \$1,049,999	11	451	0.16%		
\$1,050,000 - \$1,099,999	5	416	0.07%		
\$1,100,000 - \$1,149,999	12	501	0.17%		
\$1,150,000 - \$1,199,999	25	212	0.37%		
\$1,200,000 - \$1,249,999	23	186	0.34%		
\$1,250,000 - \$1,299,999	23	290	0.34%		
\$1,300,000 - \$1,349,999	10	482	0.14%		
\$1,350,000 - \$1,399,999	10	153	0.14%		
\$1,400,000 - \$1,449,999	10	784	0.14%		
\$1,450,000 - \$1,499,999	15	474	0.22%		
\$1,500,000 - \$1,549,999	21	334	0.31%		
\$1,550,000 - \$1,599,999	3	364	0.04%		
\$1,600,000 - \$1,649,999	10	471	0.14%		
\$1,650,000 - \$1,699,999	6	419	0.08%		
\$1,700,000 - \$1,749,999	4	252	0.05%		

PriceRangeSummary

\$1,750,000 - \$1,799,999	10	758	0.14%	
\$1,800,000 - \$1,849,999	7	409	0.10%	
\$1,850,000 - \$1,899,999	2	240	0.02%	
\$1,900,000 - \$1,949,999	7	448	0.10%	
\$1,950,000 - \$1,999,999	7	466	0.10%	
\$2,000,000 - \$2,499,999	30	340	0.44%	
Over \$2,500,000	114	405	1.69%	■

Total Listings: 6,707 Average Price: \$431,711 Median Price: \$192,000
 Highest Price: \$64,000,000 Lowest Price: \$3 Average DOM: 295

Contingent Listings

Price Range	# of Listings	Average DOM	% of Listings	
\$0 - \$9,999	0	0	0.00%	
\$10,000 - \$19,999	5	1151	2.51%	■
\$20,000 - \$29,999	3	900	1.50%	■
\$30,000 - \$39,999	2	1051	1.00%	■
\$40,000 - \$49,999	1	132	0.50%	
\$50,000 - \$59,999	2	162	1.00%	■
\$60,000 - \$69,999	4	72	2.01%	■
\$70,000 - \$79,999	3	687	1.50%	■
\$80,000 - \$89,999	8	160	4.02%	■
\$90,000 - \$99,999	3	409	1.50%	■
\$100,000 - \$109,999	5	157	2.51%	■
\$110,000 - \$119,999	9	150	4.52%	■
\$120,000 - \$129,999	8	116	4.02%	■
\$130,000 - \$139,999	13	219	6.53%	■
\$140,000 - \$149,999	4	214	2.01%	■
\$150,000 - \$159,999	8	164	4.02%	■
\$160,000 - \$169,999	7	137	3.51%	■
\$170,000 - \$179,999	15	162	7.53%	■
\$180,000 - \$189,999	8	207	4.02%	■
\$190,000 - \$199,999	9	155	4.52%	■
\$200,000 - \$219,999	15	194	7.53%	■
\$220,000 - \$239,999	18	231	9.04%	■
\$240,000 - \$259,999	8	122	4.02%	■
\$260,000 - \$279,999	9	299	4.52%	■
\$280,000 - \$299,999	7	240	3.51%	■
\$300,000 - \$349,999	6	216	3.01%	■
\$350,000 - \$399,999	7	156	3.51%	■
\$400,000 - \$449,999	2	107	1.00%	■
\$450,000 - \$499,999	2	76	1.00%	■
\$500,000 - \$549,999	1	197	0.50%	
\$550,000 - \$599,999	2	50	1.00%	■
\$600,000 - \$649,999	3	290	1.50%	■
\$650,000 - \$699,999	0	0	0.00%	
\$700,000 - \$749,999	1	519	0.50%	
\$750,000 - \$799,999	0	0	0.00%	
\$800,000 - \$849,999	0	0	0.00%	
\$850,000 - \$899,999	0	0	0.00%	
\$900,000 - \$949,999	0	0	0.00%	
\$950,000 - \$999,999	0	0	0.00%	
\$1,000,000 - \$1,049,999	0	0	0.00%	
\$1,050,000 - \$1,099,999	0	0	0.00%	
\$1,100,000 - \$1,149,999	0	0	0.00%	
\$1,150,000 - \$1,199,999	1	1147	0.50%	
\$1,200,000 - \$1,249,999	0	0	0.00%	
\$1,250,000 - \$1,299,999	0	0	0.00%	
\$1,300,000 - \$1,349,999	0	0	0.00%	
\$1,350,000 - \$1,399,999	0	0	0.00%	

PriceRangeSummary

\$1,400,000 - \$1,449,999	0	0.00%	
\$1,450,000 - \$1,499,999	0	0.00%	
\$1,500,000 - \$1,549,999	0	0.00%	
\$1,550,000 - \$1,599,999	0	0.00%	
\$1,600,000 - \$1,649,999	0	0.00%	
\$1,650,000 - \$1,699,999	0	0.00%	
\$1,700,000 - \$1,749,999	0	0.00%	
\$1,750,000 - \$1,799,999	0	0.00%	
\$1,800,000 - \$1,849,999	0	0.00%	
\$1,850,000 - \$1,899,999	0	0.00%	
\$1,900,000 - \$1,949,999	0	0.00%	
\$1,950,000 - \$1,999,999	0	0.00%	
\$2,000,000 - \$2,499,999	0	0.00%	
Over \$2,500,000	0	0.00%	

Total Listings: 199 Average Price: \$205,065 Median Price: \$179,900
 Highest Price: \$1,199,000 Lowest Price: \$13,000 Average DOM: 252

Office Exclusive

Price Range	# of Listings	Average DOM	% of Listings	
\$0 - \$9,999	2	0	6.66%	█
\$10,000 - \$19,999	0	0	0.00%	
\$20,000 - \$29,999	0	0	0.00%	
\$30,000 - \$39,999	0	0	0.00%	
\$40,000 - \$49,999	0	0	0.00%	
\$50,000 - \$59,999	0	0	0.00%	
\$60,000 - \$69,999	0	0	0.00%	
\$70,000 - \$79,999	0	0	0.00%	
\$80,000 - \$89,999	0	0	0.00%	
\$90,000 - \$99,999	0	0	0.00%	
\$100,000 - \$109,999	0	0	0.00%	
\$110,000 - \$119,999	0	0	0.00%	
\$120,000 - \$129,999	0	0	0.00%	
\$130,000 - \$139,999	0	0	0.00%	
\$140,000 - \$149,999	0	0	0.00%	
\$150,000 - \$159,999	0	0	0.00%	
\$160,000 - \$169,999	0	0	0.00%	
\$170,000 - \$179,999	0	0	0.00%	
\$180,000 - \$189,999	0	0	0.00%	
\$190,000 - \$199,999	0	0	0.00%	
\$200,000 - \$219,999	0	0	0.00%	
\$220,000 - \$239,999	0	0	0.00%	
\$240,000 - \$259,999	1	0	3.33%	█
\$260,000 - \$279,999	0	0	0.00%	
\$280,000 - \$299,999	0	0	0.00%	
\$300,000 - \$349,999	0	0	0.00%	
\$350,000 - \$399,999	0	0	0.00%	
\$400,000 - \$449,999	0	0	0.00%	
\$450,000 - \$499,999	0	0	0.00%	
\$500,000 - \$549,999	1	0	3.33%	█
\$550,000 - \$599,999	0	0	0.00%	
\$600,000 - \$649,999	0	0	0.00%	
\$650,000 - \$699,999	0	0	0.00%	
\$700,000 - \$749,999	0	0	0.00%	
\$750,000 - \$799,999	0	0	0.00%	
\$800,000 - \$849,999	0	0	0.00%	
\$850,000 - \$899,999	0	0	0.00%	
\$900,000 - \$949,999	0	0	0.00%	
\$950,000 - \$999,999	0	0	0.00%	
\$1,000,000 - \$1,049,999	0	0	0.00%	

PriceRangeSummary

\$1,050,000 - \$1,099,999	0	0.00%	
\$1,100,000 - \$1,149,999	0	0.00%	
\$1,150,000 - \$1,199,999	0	0.00%	
\$1,200,000 - \$1,249,999	0	0.00%	
\$1,250,000 - \$1,299,999	0	0.00%	
\$1,300,000 - \$1,349,999	0	0.00%	
\$1,350,000 - \$1,399,999	0	0.00%	
\$1,400,000 - \$1,449,999	0	0.00%	
\$1,450,000 - \$1,499,999	0	0.00%	
\$1,500,000 - \$1,549,999	0	0.00%	
\$1,550,000 - \$1,599,999	0	0.00%	
\$1,600,000 - \$1,649,999	0	0.00%	
\$1,650,000 - \$1,699,999	0	0.00%	
\$1,700,000 - \$1,749,999	0	0.00%	
\$1,750,000 - \$1,799,999	0	0.00%	
\$1,800,000 - \$1,849,999	0	0.00%	
\$1,850,000 - \$1,899,999	0	0.00%	
\$1,900,000 - \$1,949,999	0	0.00%	
\$1,950,000 - \$1,999,999	0	0.00%	
\$2,000,000 - \$2,499,999	0	0.00%	
Over \$2,500,000	0	0.00%	

Total Listings: 30 Average Price: \$314,298 Median Price: \$182,700
 Highest Price: \$1,995,000 Lowest Price: \$1 Average DOM: 0

Leased Listings

Price Range	# of Listings	Average DOM	% of Listings
\$0 - \$9,999	4	254	100.00%
\$10,000 - \$19,999	0	0	0.00%
\$20,000 - \$29,999	0	0	0.00%
\$30,000 - \$39,999	0	0	0.00%
\$40,000 - \$49,999	0	0	0.00%
\$50,000 - \$59,999	0	0	0.00%
\$60,000 - \$69,999	0	0	0.00%
\$70,000 - \$79,999	0	0	0.00%
\$80,000 - \$89,999	0	0	0.00%
\$90,000 - \$99,999	0	0	0.00%
\$100,000 - \$109,999	0	0	0.00%
\$110,000 - \$119,999	0	0	0.00%
\$120,000 - \$129,999	0	0	0.00%
\$130,000 - \$139,999	0	0	0.00%
\$140,000 - \$149,999	0	0	0.00%
\$150,000 - \$159,999	0	0	0.00%
\$160,000 - \$169,999	0	0	0.00%

PriceRangeSummary

\$170,000 - \$179,999	0	0	0.00%	
\$180,000 - \$189,999	0	0	0.00%	
\$190,000 - \$199,999	0	0	0.00%	
\$200,000 - \$219,999	0	0	0.00%	
\$220,000 - \$239,999	0	0	0.00%	
\$240,000 - \$259,999	0	0	0.00%	
\$260,000 - \$279,999	0	0	0.00%	
\$280,000 - \$299,999	0	0	0.00%	
\$300,000 - \$349,999	0	0	0.00%	
\$350,000 - \$399,999	0	0	0.00%	
\$400,000 - \$449,999	0	0	0.00%	
\$450,000 - \$499,999	0	0	0.00%	
\$500,000 - \$549,999	0	0	0.00%	
\$550,000 - \$599,999	0	0	0.00%	
\$600,000 - \$649,999	0	0	0.00%	
\$650,000 - \$699,999	0	0	0.00%	
\$700,000 - \$749,999	0	0	0.00%	
\$750,000 - \$799,999	0	0	0.00%	
\$800,000 - \$849,999	0	0	0.00%	
\$850,000 - \$899,999	0	0	0.00%	
\$900,000 - \$949,999	0	0	0.00%	
\$950,000 - \$999,999	0	0	0.00%	
\$1,000,000 - \$1,049,999	0	0	0.00%	
\$1,050,000 - \$1,099,999	0	0	0.00%	
\$1,100,000 - \$1,149,999	0	0	0.00%	
\$1,150,000 - \$1,199,999	0	0	0.00%	
\$1,200,000 - \$1,249,999	0	0	0.00%	
\$1,250,000 - \$1,299,999	0	0	0.00%	
\$1,300,000 -	0	0	0.00%	

PriceRangeSummary

\$1,349,999			
\$1,350,000			
- 0	0	0.00%	
\$1,399,999			
\$1,400,000			
- 0	0	0.00%	
\$1,449,999			
\$1,450,000			
- 0	0	0.00%	
\$1,499,999			
\$1,500,000			
- 0	0	0.00%	
\$1,549,999			
\$1,550,000			
- 0	0	0.00%	
\$1,599,999			
\$1,600,000			
- 0	0	0.00%	
\$1,649,999			
\$1,650,000			
- 0	0	0.00%	
\$1,699,999			
\$1,700,000			
- 0	0	0.00%	
\$1,749,999			
\$1,750,000			
- 0	0	0.00%	
\$1,799,999			
\$1,800,000			
- 0	0	0.00%	
\$1,849,999			
\$1,850,000			
- 0	0	0.00%	
\$1,899,999			
\$1,900,000			
- 0	0	0.00%	
\$1,949,999			
\$1,950,000			
- 0	0	0.00%	
\$1,999,999			
\$2,000,000			
- 0	0	0.00%	
\$2,499,999			
Over			
\$2,500,000	0	0.00%	

Total Listings: 4 Average Price: \$1,510 Median Price: \$1,525
 Highest Price: \$1,995 Lowest Price: \$995 Average DOM: 253

New Listings

Price Range	# of Listings	Average DOM	% of Listings
\$0 - \$9,999	211	15	24.03%
\$10,000 - \$19,999	12	15	1.36%
\$20,000 - \$29,999	7	14	0.79%
\$30,000 - \$39,999	6	16	0.68%
\$40,000 - \$49,999	8	11	0.91%
\$50,000 - \$59,999	17	14	1.93%
\$60,000 - \$69,999	17	18	1.93%
\$70,000 - \$79,999	15	14	1.70%
\$80,000 - \$89,999	12	14	1.36%
\$90,000 - \$99,999	17	15	1.93%
\$100,000 - \$109,999	8	12	0.91%
\$110,000 - \$119,999	13	10	1.48%
\$120,000 - \$129,999	27	12	3.07%

PriceRangeSummary

\$130,000 - \$139,999	19	17	2.16%	■
\$140,000 - \$149,999	29	10	3.30%	■
\$150,000 - \$159,999	17	13	1.93%	■
\$160,000 - \$169,999	28	13	3.18%	■
\$170,000 - \$179,999	32	14	3.64%	■
\$180,000 - \$189,999	19	15	2.16%	■
\$190,000 - \$199,999	25	14	2.84%	■
\$200,000 - \$219,999	20	13	2.27%	■
\$220,000 - \$239,999	35	15	3.98%	■
\$240,000 - \$259,999	30	14	3.41%	■
\$260,000 - \$279,999	18	16	2.05%	■
\$280,000 - \$299,999	27	13	3.07%	■
\$300,000 - \$349,999	35	15	3.98%	■
\$350,000 - \$399,999	47	14	5.35%	■
\$400,000 - \$449,999	24	16	2.73%	■
\$450,000 - \$499,999	20	16	2.27%	■
\$500,000 - \$549,999	9	12	1.02%	■
\$550,000 - \$599,999	12	16	1.36%	■
\$600,000 - \$649,999	2	24	0.22%	
\$650,000 - \$699,999	6	14	0.68%	
\$700,000 - \$749,999	5	17	0.56%	
\$750,000 - \$799,999	4	8	0.45%	
\$800,000 - \$849,999	0	0	0.00%	
\$850,000 - \$899,999	5	16	0.56%	
\$900,000 - \$949,999	3	4	0.34%	
\$950,000 - \$999,999	1	21	0.11%	
\$1,000,000 - \$1,049,999	1	24	0.11%	
\$1,050,000 - \$1,099,999	1	16	0.11%	
\$1,100,000 - \$1,149,999	1	24	0.11%	
\$1,150,000 - \$1,199,999	6	24	0.68%	
\$1,200,000 - \$1,249,999	3	24	0.34%	
\$1,250,000 - \$1,299,999	4	8	0.45%	
\$1,300,000 - \$1,349,999	0	0	0.00%	
\$1,350,000 - \$1,399,999	2	24	0.22%	
\$1,400,000 - \$1,449,999	1	22	0.11%	
\$1,450,000 - \$1,499,999	0	0	0.00%	
\$1,500,000 - \$1,549,999	1	17	0.11%	
\$1,550,000 - \$1,599,999	0	0	0.00%	
\$1,600,000 - \$1,649,999	0	0	0.00%	
\$1,650,000 - \$1,699,999	0	0	0.00%	
\$1,700,000 - \$1,749,999	1	28	0.11%	
\$1,750,000 - \$1,799,999	0	0	0.00%	
\$1,800,000 - \$1,849,999	0	0	0.00%	
\$1,850,000 - \$1,899,999	0	0	0.00%	
\$1,900,000 - \$1,949,999	2	15	0.22%	
\$1,950,000 - \$1,999,999	2	6	0.22%	
\$2,000,000 - \$2,499,999	2	27	0.22%	
Over \$2,500,000	9	17	1.02%	■

Total Listings: 878 Average Price: \$252,298 Median Price: \$163,450
 Highest Price: \$4,000,000 Lowest Price: \$4 Average DOM: 14

Pending Listings

Price Range	# of Listings	Average DOM	% of Listings	
\$0 - \$9,999	134	110	35.54%	■
\$10,000 - \$19,999	0	0	0.00%	
\$20,000 - \$29,999	3	23	0.79%	
\$30,000 - \$39,999	1	13	0.26%	
\$40,000 - \$49,999	8	177	2.12%	■
\$50,000 - \$59,999	6	56	1.59%	■

\$60,000 - \$69,999	9	199	2.38%	■
\$70,000 - \$79,999	4	87	1.06%	■
\$80,000 - \$89,999	4	101	1.06%	■
\$90,000 - \$99,999	6	88	1.59%	■
\$100,000 - \$109,999	8	105	2.12%	■
\$110,000 - \$119,999	15	122	3.97%	■
\$120,000 - \$129,999	6	81	1.59%	■
\$130,000 - \$139,999	6	98	1.59%	■
\$140,000 - \$149,999	12	203	3.18%	■
\$150,000 - \$159,999	7	118	1.85%	■
\$160,000 - \$169,999	9	146	2.38%	■
\$170,000 - \$179,999	19	110	5.03%	■
\$180,000 - \$189,999	5	201	1.32%	■
\$190,000 - \$199,999	10	181	2.65%	■
\$200,000 - \$219,999	18	232	4.77%	■
\$220,000 - \$239,999	13	106	3.44%	■
\$240,000 - \$259,999	16	157	4.24%	■
\$260,000 - \$279,999	9	165	2.38%	■
\$280,000 - \$299,999	9	162	2.38%	■
\$300,000 - \$349,999	17	169	4.50%	■
\$350,000 - \$399,999	12	176	3.18%	■
\$400,000 - \$449,999	4	170	1.06%	■
\$450,000 - \$499,999	3	369	0.79%	
\$500,000 - \$549,999	1	238	0.26%	
\$550,000 - \$599,999	1	54	0.26%	
\$600,000 - \$649,999	0	0	0.00%	
\$650,000 - \$699,999	0	0	0.00%	
\$700,000 - \$749,999	0	0	0.00%	
\$750,000 - \$799,999	0	0	0.00%	
\$800,000 - \$849,999	0	0	0.00%	
\$850,000 - \$899,999	0	0	0.00%	
\$900,000 - \$949,999	0	0	0.00%	
\$950,000 - \$999,999	0	0	0.00%	
\$1,000,000 - \$1,049,999	0	0	0.00%	
\$1,050,000 - \$1,099,999	0	0	0.00%	
\$1,100,000 - \$1,149,999	0	0	0.00%	
\$1,150,000 - \$1,199,999	0	0	0.00%	
\$1,200,000 - \$1,249,999	0	0	0.00%	
\$1,250,000 - \$1,299,999	0	0	0.00%	
\$1,300,000 - \$1,349,999	0	0	0.00%	
\$1,350,000 - \$1,399,999	0	0	0.00%	
\$1,400,000 - \$1,449,999	0	0	0.00%	
\$1,450,000 - \$1,499,999	0	0	0.00%	
\$1,500,000 - \$1,549,999	0	0	0.00%	
\$1,550,000 - \$1,599,999	0	0	0.00%	
\$1,600,000 - \$1,649,999	0	0	0.00%	
\$1,650,000 - \$1,699,999	0	0	0.00%	
\$1,700,000 - \$1,749,999	0	0	0.00%	
\$1,750,000 - \$1,799,999	0	0	0.00%	
\$1,800,000 - \$1,849,999	0	0	0.00%	
\$1,850,000 - \$1,899,999	0	0	0.00%	
\$1,900,000 - \$1,949,999	0	0	0.00%	
\$1,950,000 - \$1,999,999	0	0	0.00%	
\$2,000,000 - \$2,499,999	1	317	0.26%	
Over \$2,500,000	1	102	0.26%	

Total Listings: 377 **Average Price:** \$146,362 **Median Price:** \$114,900

Highest Price: \$5,500,000 **Lowest Price:** \$2 **Average DOM:** 135

Rented Listings

Price Range	# of Listings	Average DOM	% of Listings
\$0 - \$9,999	136	90	100.00%
\$10,000 - \$19,999	0	0	0.00%
\$20,000 - \$29,999	0	0	0.00%
\$30,000 - \$39,999	0	0	0.00%
\$40,000 - \$49,999	0	0	0.00%
\$50,000 - \$59,999	0	0	0.00%
\$60,000 - \$69,999	0	0	0.00%
\$70,000 - \$79,999	0	0	0.00%
\$80,000 - \$89,999	0	0	0.00%
\$90,000 - \$99,999	0	0	0.00%
\$100,000 - \$109,999	0	0	0.00%
\$110,000 - \$119,999	0	0	0.00%
\$120,000 - \$129,999	0	0	0.00%
\$130,000 - \$139,999	0	0	0.00%
\$140,000 - \$149,999	0	0	0.00%
\$150,000 - \$159,999	0	0	0.00%
\$160,000 - \$169,999	0	0	0.00%
\$170,000 - \$179,999	0	0	0.00%
\$180,000 - \$189,999	0	0	0.00%
\$190,000 - \$199,999	0	0	0.00%
\$200,000 - \$219,999	0	0	0.00%
\$220,000 - \$239,999	0	0	0.00%
\$240,000 - \$259,999	0	0	0.00%
\$260,000 - \$279,999	0	0	0.00%
\$280,000 - \$299,999	0	0	0.00%
\$300,000 - \$349,999	0	0	0.00%
\$350,000 - \$399,999	0	0	0.00%
\$400,000 - \$449,999	0	0	0.00%
\$450,000 - \$499,999	0	0	0.00%
\$500,000 - \$549,999	0	0	0.00%
\$550,000 -	0	0	0.00%

PriceRangeSummary

\$599,999			
\$600,000 -	0	0	0.00%
\$649,999			
\$650,000 -	0	0	0.00%
\$699,999			
\$700,000 -	0	0	0.00%
\$749,999			
\$750,000 -	0	0	0.00%
\$799,999			
\$800,000 -	0	0	0.00%
\$849,999			
\$850,000 -	0	0	0.00%
\$899,999			
\$900,000 -	0	0	0.00%
\$949,999			
\$950,000 -	0	0	0.00%
\$999,999			
\$1,000,000			
-	0	0	0.00%
\$1,049,999			
\$1,050,000			
-	0	0	0.00%
\$1,099,999			
\$1,100,000			
-	0	0	0.00%
\$1,149,999			
\$1,150,000			
-	0	0	0.00%
\$1,199,999			
\$1,200,000			
-	0	0	0.00%
\$1,249,999			
\$1,250,000			
-	0	0	0.00%
\$1,299,999			
\$1,300,000			
-	0	0	0.00%
\$1,349,999			
\$1,350,000			
-	0	0	0.00%
\$1,399,999			
\$1,400,000			
-	0	0	0.00%
\$1,449,999			
\$1,450,000			
-	0	0	0.00%
\$1,499,999			
\$1,500,000			
-	0	0	0.00%
\$1,549,999			
\$1,550,000			
-	0	0	0.00%
\$1,599,999			
\$1,600,000			
-	0	0	0.00%
\$1,649,999			
\$1,650,000			
-	0	0	0.00%
\$1,699,999			
\$1,700,000			
-	0	0	0.00%
\$1,749,999			
\$1,750,000	0	0	0.00%
-			

PriceRangeSummary

\$1,799,999
\$1,800,000
- 0 0 0.00%
\$1,849,999
\$1,850,000
- 0 0 0.00%
\$1,899,999
\$1,900,000
- 0 0 0.00%
\$1,949,999
\$1,950,000
- 0 0 0.00%
\$1,999,999
\$2,000,000
- 0 0 0.00%
\$2,499,999
Over
\$2,500,000

Total Listings: 136 Average Price: \$958 Median Price: \$900
 Highest Price: \$2,000 Lowest Price: \$450 Average DOM: 89

Sold Listings

Price Range	# of Listings	Average DOM	% of Listings
\$0 - \$9,999	1	175	0.43%
\$10,000 - \$19,999	0	0	0.00%
\$20,000 - \$29,999	6	76	2.62%
\$30,000 - \$39,999	4	117	1.74%
\$40,000 - \$49,999	3	107	1.31%
\$50,000 - \$59,999	4	130	1.74%
\$60,000 - \$69,999	9	314	3.93%
\$70,000 - \$79,999	3	119	1.31%
\$80,000 - \$89,999	5	168	2.18%
\$90,000 - \$99,999	6	80	2.62%
\$100,000 - \$109,999	8	151	3.49%
\$110,000 - \$119,999	14	103	6.11%
\$120,000 - \$129,999	6	53	2.62%
\$130,000 - \$139,999	9	138	3.93%
\$140,000 - \$149,999	11	124	4.80%
\$150,000 - \$159,999	6	65	2.62%
\$160,000 - \$169,999	8	198	3.49%
\$170,000 - \$179,999	11	241	4.80%
\$180,000 - \$189,999	8	169	3.49%
\$190,000 - \$199,999	7	245	3.05%
\$200,000 - \$219,999	18	156	7.86%
\$220,000 - \$239,999	17	108	7.42%
\$240,000 - \$259,999	12	162	5.24%
\$260,000 - \$279,999	9	98	3.93%
\$280,000 - \$299,999	6	132	2.62%
\$300,000 - \$349,999	19	105	8.29%
\$350,000 - \$399,999	9	223	3.93%
\$400,000 - \$449,999	4	599	1.74%
\$450,000 - \$499,999	3	354	1.31%
\$500,000 - \$549,999	1	26	0.43%
\$550,000 - \$599,999	1	54	0.43%
\$600,000 - \$649,999	0	0	0.00%
\$650,000 - \$699,999	0	0	0.00%
\$700,000 - \$749,999	0	0	0.00%
\$750,000 - \$799,999	0	0	0.00%
\$800,000 - \$849,999	0	0	0.00%
\$850,000 - \$899,999	0	0	0.00%

PriceRangeSummary

\$900,000 - \$949,999	0	0	0.00%
\$950,000 - \$999,999	0	0	0.00%
\$1,000,000 - \$1,049,999	0	0	0.00%
\$1,050,000 - \$1,099,999	0	0	0.00%
\$1,100,000 - \$1,149,999	0	0	0.00%
\$1,150,000 - \$1,199,999	0	0	0.00%
\$1,200,000 - \$1,249,999	0	0	0.00%
\$1,250,000 - \$1,299,999	0	0	0.00%
\$1,300,000 - \$1,349,999	0	0	0.00%
\$1,350,000 - \$1,399,999	0	0	0.00%
\$1,400,000 - \$1,449,999	0	0	0.00%
\$1,450,000 - \$1,499,999	0	0	0.00%
\$1,500,000 - \$1,549,999	0	0	0.00%
\$1,550,000 - \$1,599,999	0	0	0.00%
\$1,600,000 - \$1,649,999	0	0	0.00%
\$1,650,000 - \$1,699,999	0	0	0.00%
\$1,700,000 - \$1,749,999	0	0	0.00%
\$1,750,000 - \$1,799,999	0	0	0.00%
\$1,800,000 - \$1,849,999	0	0	0.00%
\$1,850,000 - \$1,899,999	0	0	0.00%
\$1,900,000 - \$1,949,999	0	0	0.00%
\$1,950,000 - \$1,999,999	0	0	0.00%
\$2,000,000 - \$2,499,999	1	317	0.43%
Over \$2,500,000	0	0	0.00%

Total Listings: 229 Average Price: \$201,157 Median Price: \$180,000

Highest Price: \$2,300,000 Lowest Price: \$8,000 Average DOM: 158

Provisional Listings

Price Range	# of Listings	Average DOM	% of Listings
\$0 - \$9,999	3	0	13.63%
\$10,000 - \$19,999	0	0	0.00%
\$20,000 - \$29,999	1	0	4.54%
\$30,000 - \$39,999	0	0	0.00%
\$40,000 - \$49,999	0	0	0.00%
\$50,000 - \$59,999	0	0	0.00%
\$60,000 - \$69,999	0	0	0.00%
\$70,000 - \$79,999	0	0	0.00%
\$80,000 - \$89,999	1	0	4.54%
\$90,000 - \$99,999	0	0	0.00%
\$100,000 - \$109,999	0	0	0.00%
\$110,000 - \$119,999	1	0	4.54%
\$120,000 - \$129,999	1	0	4.54%
\$130,000 - \$139,999	0	0	0.00%
\$140,000 - \$149,999	0	0	0.00%
\$150,000 - \$159,999	0	0	0.00%
\$160,000 - \$169,999	2	0	9.09%
\$170,000 - \$179,999	1	0	4.54%
\$180,000 - \$189,999	0	0	0.00%
\$190,000 - \$199,999	1	0	4.54%
\$200,000 - \$219,999	0	0	0.00%
\$220,000 - \$239,999	0	0	0.00%
\$240,000 - \$259,999	1	0	4.54%
\$260,000 - \$279,999	1	0	4.54%
\$280,000 - \$299,999	1	0	4.54%
\$300,000 - \$349,999	1	0	4.54%
\$350,000 - \$399,999	6	0	27.27%
\$400,000 - \$449,999	1	0	4.54%
\$450,000 - \$499,999	0	0	0.00%
\$500,000 - \$549,999	0	0	0.00%

PriceRangeSummary

\$550,000 - \$599,999	0	0	0.00%	
\$600,000 - \$649,999	0	0	0.00%	
\$650,000 - \$699,999	0	0	0.00%	
\$700,000 - \$749,999	0	0	0.00%	
\$750,000 - \$799,999	0	0	0.00%	
\$800,000 - \$849,999	0	0	0.00%	
\$850,000 - \$899,999	0	0	0.00%	
\$900,000 - \$949,999	0	0	0.00%	
\$950,000 - \$999,999	0	0	0.00%	
\$1,000,000 - \$1,049,999	0	0	0.00%	
\$1,050,000 - \$1,099,999	0	0	0.00%	
\$1,100,000 - \$1,149,999	0	0	0.00%	
\$1,150,000 - \$1,199,999	0	0	0.00%	
\$1,200,000 - \$1,249,999	0	0	0.00%	
\$1,250,000 - \$1,299,999	0	0	0.00%	
\$1,300,000 - \$1,349,999	0	0	0.00%	
\$1,350,000 - \$1,399,999	0	0	0.00%	
\$1,400,000 - \$1,449,999	0	0	0.00%	
\$1,450,000 - \$1,499,999	0	0	0.00%	
\$1,500,000 - \$1,549,999	0	0	0.00%	
\$1,550,000 - \$1,599,999	0	0	0.00%	
\$1,600,000 - \$1,649,999	0	0	0.00%	
\$1,650,000 - \$1,699,999	0	0	0.00%	
\$1,700,000 - \$1,749,999	0	0	0.00%	
\$1,750,000 - \$1,799,999	0	0	0.00%	
\$1,800,000 - \$1,849,999	0	0	0.00%	
\$1,850,000 - \$1,899,999	0	0	0.00%	
\$1,900,000 - \$1,949,999	0	0	0.00%	
\$1,950,000 - \$1,999,999	0	0	0.00%	
\$2,000,000 - \$2,499,999	0	0	0.00%	
Over \$2,500,000	0	0	0.00%	

Total Listings: 22 Average Price: \$225,080 Median Price: \$222,450

Highest Price: \$449,000 Lowest Price: \$12 Average DOM: 0

Withdrawn Listings

Price Range	# of Listings	Average DOM	% of Listings	
\$0 - \$9,999	3	117	5.00%	████
\$10,000 - \$19,999	0	0	0.00%	
\$20,000 - \$29,999	0	0	0.00%	
\$30,000 - \$39,999	0	0	0.00%	
\$40,000 - \$49,999	2	211	3.33%	██
\$50,000 - \$59,999	0	0	0.00%	
\$60,000 - \$69,999	1	0	1.66%	█
\$70,000 - \$79,999	2	164	3.33%	██
\$80,000 - \$89,999	2	698	3.33%	██
\$90,000 - \$99,999	1	160	1.66%	█
\$100,000 - \$109,999	2	453	3.33%	██
\$110,000 - \$119,999	1	276	1.66%	█
\$120,000 - \$129,999	1	259	1.66%	█
\$130,000 - \$139,999	2	112	3.33%	██
\$140,000 - \$149,999	3	91	5.00%	███
\$150,000 - \$159,999	4	263	6.66%	████
\$160,000 - \$169,999	0	0	0.00%	
\$170,000 - \$179,999	3	296	5.00%	███
\$180,000 - \$189,999	3	207	5.00%	███
\$190,000 - \$199,999	4	158	6.66%	████
\$200,000 - \$219,999	1	140	1.66%	█
\$220,000 - \$239,999	2	84	3.33%	██
\$240,000 - \$259,999	3	303	5.00%	███

PriceRangeSummary

Price Range	# of Listings	Average DOM	% of Listings
\$260,000 - \$279,999	2	260	3.33%
\$280,000 - \$299,999	5	220	8.33%
\$300,000 - \$349,999	4	92	6.66%
\$350,000 - \$399,999	1	204	1.66%
\$400,000 - \$449,999	2	72	3.33%
\$450,000 - \$499,999	1	253	1.66%
\$500,000 - \$549,999	0	0	0.00%
\$550,000 - \$599,999	5	622	8.33%
\$600,000 - \$649,999	0	0	0.00%
\$650,000 - \$699,999	0	0	0.00%
\$700,000 - \$749,999	0	0	0.00%
\$750,000 - \$799,999	0	0	0.00%
\$800,000 - \$849,999	0	0	0.00%
\$850,000 - \$899,999	0	0	0.00%
\$900,000 - \$949,999	0	0	0.00%
\$950,000 - \$999,999	0	0	0.00%
\$1,000,000 - \$1,049,999	0	0	0.00%
\$1,050,000 - \$1,099,999	0	0	0.00%
\$1,100,000 - \$1,149,999	0	0	0.00%
\$1,150,000 - \$1,199,999	0	0	0.00%
\$1,200,000 - \$1,249,999	0	0	0.00%
\$1,250,000 - \$1,299,999	0	0	0.00%
\$1,300,000 - \$1,349,999	0	0	0.00%
\$1,350,000 - \$1,399,999	0	0	0.00%
\$1,400,000 - \$1,449,999	0	0	0.00%
\$1,450,000 - \$1,499,999	0	0	0.00%
\$1,500,000 - \$1,549,999	0	0	0.00%
\$1,550,000 - \$1,599,999	0	0	0.00%
\$1,600,000 - \$1,649,999	0	0	0.00%
\$1,650,000 - \$1,699,999	0	0	0.00%
\$1,700,000 - \$1,749,999	0	0	0.00%
\$1,750,000 - \$1,799,999	0	0	0.00%
\$1,800,000 - \$1,849,999	0	0	0.00%
\$1,850,000 - \$1,899,999	0	0	0.00%
\$1,900,000 - \$1,949,999	0	0	0.00%
\$1,950,000 - \$1,999,999	0	0	0.00%
\$2,000,000 - \$2,499,999	0	0	0.00%
Over \$2,500,000	0	0	0.00%

Total Listings: 60 Average Price: \$226,160 Median Price: \$191,150
 Highest Price: \$599,900 Lowest Price: \$695 Average DOM: 251

Expired Listings

Price Range	# of Listings	Average DOM	% of Listings
\$0 - \$9,999	65	147	10.74%
\$10,000 - \$19,999	2	256	0.33%
\$20,000 - \$29,999	5	512	0.82%
\$30,000 - \$39,999	7	437	1.15%
\$40,000 - \$49,999	5	598	0.82%
\$50,000 - \$59,999	13	408	2.14%
\$60,000 - \$69,999	24	568	3.96%
\$70,000 - \$79,999	22	338	3.63%
\$80,000 - \$89,999	17	337	2.80%
\$90,000 - \$99,999	13	241	2.14%
\$100,000 - \$109,999	13	288	2.14%
\$110,000 - \$119,999	14	222	2.31%
\$120,000 - \$129,999	15	299	2.47%
\$130,000 - \$139,999	11	244	1.81%
\$140,000 - \$149,999	20	345	3.30%
\$150,000 - \$159,999	16	258	2.64%

PriceRangeSummary

\$160,000 - \$169,999	18	252	2.97%	■
\$170,000 - \$179,999	13	265	2.14%	■
\$180,000 - \$189,999	15	251	2.47%	■
\$190,000 - \$199,999	21	234	3.47%	■
\$200,000 - \$219,999	15	421	2.47%	■
\$220,000 - \$239,999	23	380	3.80%	■
\$240,000 - \$259,999	19	299	3.14%	■
\$260,000 - \$279,999	18	234	2.97%	■
\$280,000 - \$299,999	27	268	4.46%	■
\$300,000 - \$349,999	32	303	5.28%	■
\$350,000 - \$399,999	26	438	4.29%	■
\$400,000 - \$449,999	19	342	3.14%	■
\$450,000 - \$499,999	23	510	3.80%	■
\$500,000 - \$549,999	9	192	1.48%	■
\$550,000 - \$599,999	10	275	1.65%	■
\$600,000 - \$649,999	6	319	0.99%	
\$650,000 - \$699,999	4	186	0.66%	
\$700,000 - \$749,999	4	516	0.66%	
\$750,000 - \$799,999	4	317	0.66%	
\$800,000 - \$849,999	0	0	0.00%	
\$850,000 - \$899,999	3	262	0.49%	
\$900,000 - \$949,999	2	346	0.33%	
\$950,000 - \$999,999	7	332	1.15%	■
\$1,000,000 - \$1,049,999	0	0	0.00%	
\$1,050,000 - \$1,099,999	0	0	0.00%	
\$1,100,000 - \$1,149,999	0	0	0.00%	
\$1,150,000 - \$1,199,999	0	0	0.00%	
\$1,200,000 - \$1,249,999	1	311	0.16%	
\$1,250,000 - \$1,299,999	1	191	0.16%	
\$1,300,000 - \$1,349,999	2	492	0.33%	
\$1,350,000 - \$1,399,999	2	248	0.33%	
\$1,400,000 - \$1,449,999	0	0	0.00%	
\$1,450,000 - \$1,499,999	1	396	0.16%	
\$1,500,000 - \$1,549,999	0	0	0.00%	
\$1,550,000 - \$1,599,999	1	297	0.16%	
\$1,600,000 - \$1,649,999	2	302	0.33%	
\$1,650,000 - \$1,699,999	0	0	0.00%	
\$1,700,000 - \$1,749,999	0	0	0.00%	
\$1,750,000 - \$1,799,999	1	298	0.16%	
\$1,800,000 - \$1,849,999	2	364	0.33%	
\$1,850,000 - \$1,899,999	0	0	0.00%	
\$1,900,000 - \$1,949,999	1	633	0.16%	
\$1,950,000 - \$1,999,999	1	839	0.16%	
\$2,000,000 - \$2,499,999	1	268	0.16%	
Over \$2,500,000	9	274	1.48%	■

Total Listings: 605

Average Price: \$359,711 Median Price: \$187,000

Highest Price: \$14,000,000 Lowest Price: \$0 Average DOM: 319

--Information deemed reliable but not guaranteed--

Copyright: 2009 by the Bay County Association of REALTORS®.

Prepared by Miller, Joanie of MILLER & ASSOCIATES REALTY on Friday, July 03, 2009 11:24 AM.