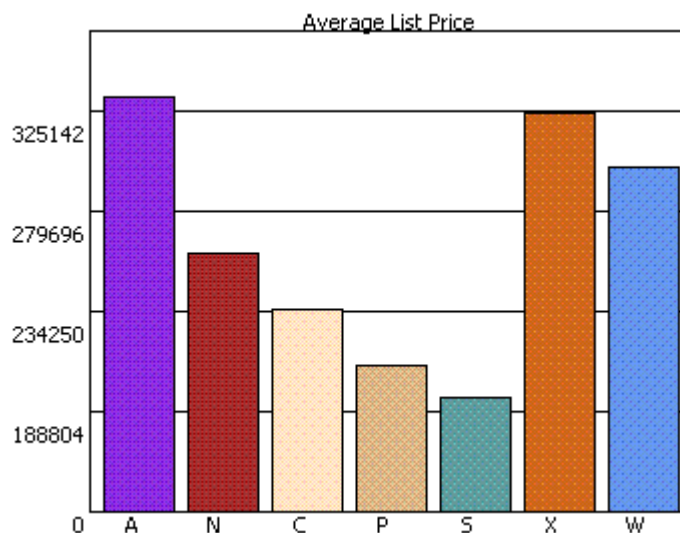
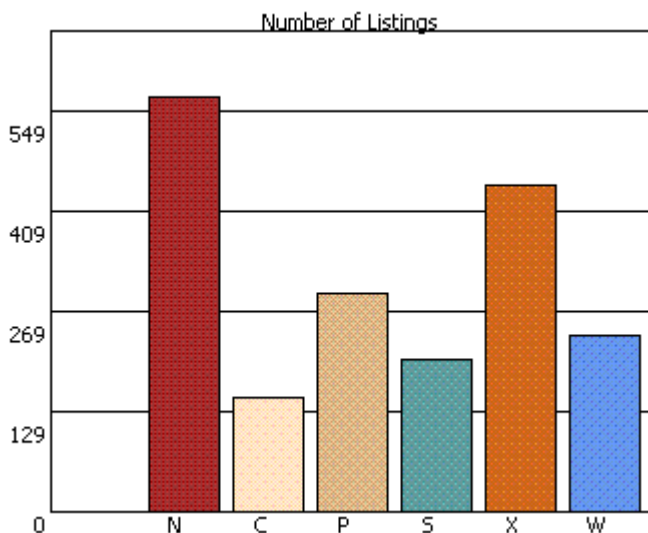


### Statistics Summaries Report

**Category - Residential / Area: 02, 03, 04, 05**  
**Statistics for Entire MLS from 04/01/2009 to 04/30/2009**

	Total	Total List / Sold \$	Avg List \$	Avg Sold \$	Avg DOM	Median Price \$	%SP/LP
<b>New</b>	549	\$139,803,237 / n/a	\$254,556	n/a	14	\$199,000	n/a
<b>Contingent</b>	129	\$29,464,250 / n/a	\$228,405	n/a	147	\$185,900	n/a
<b>Pending</b>	275	\$55,986,927 / n/a	\$203,589	n/a	143	\$175,000	n/a
<b>Sold</b>	183	\$34,551,169 / \$32,328,808	\$188,804	\$176,660	158	\$160,000	93.57%
<b>Expired</b>	425	\$135,140,753 / n/a	\$317,978	n/a	0	\$249,600	n/a
<b>Withdrawn</b>	215	\$62,989,564 / n/a	\$292,975	n/a	237	\$239,000	n/a
<b>Currently Active (as of today)</b>	4013	\$1,304,799,463 / n/a	\$325,143	n/a	275	\$239,900	n/a



--Information deemed reliable but not guaranteed--Copyright: 2009 by the Bay County Association of REALTORS®  
 VIEW ALL THE LISTINGS FOR SALE IN PANAMA CITY BEACH AT WWW.LONGBEACHSALES.COM  
 Prepared by Joanie Miller of MILLER & ASSOCIATES REALTY on 5/4/2009 1:27:08 PM

## Price Range Statistics Report

Category - Residential / Area: 02, 03, 04, 05  
 Statistics for Entire MLS from 04/01/2009 to 04/30/2009

### CURRENT ACTIVE LISTINGS

Listing Price Range	# of Listings	Average DOM	% of Listings
\$0 - \$9,999	6	17	0.15%
\$10,000 - \$19,999	0	0	0.00%
\$20,000 - \$29,999	1	101	0.02%
\$30,000 - \$39,999	5	172	0.12%
\$40,000 - \$49,999	12	165	0.30%
\$50,000 - \$59,999	28	163	0.70%
\$60,000 - \$69,999	34	189	0.85%
\$70,000 - \$79,999	73	176	1.82%
\$80,000 - \$89,999	83	225	2.07%
\$90,000 - \$99,999	95	257	2.37%
\$100,000 - \$109,999	65	261	1.62%
\$110,000 - \$119,999	105	227	2.62%
\$120,000 - \$129,999	126	206	3.14%
\$130,000 - \$139,999	140	208	3.49%
\$140,000 - \$149,999	145	248	3.61%
\$150,000 - \$159,999	133	244	3.31%
\$160,000 - \$169,999	164	186	4.09%
\$170,000 - \$179,999	144	240	3.59%
\$180,000 - \$189,999	152	246	3.79%
\$190,000 - \$199,999	138	222	3.44%
\$200,000 - \$219,999	137	225	3.41%
\$220,000 - \$239,999	242	252	6.03%
\$240,000 - \$259,999	184	250	4.58%
\$260,000 - \$279,999	172	282	4.29%
\$280,000 - \$299,999	211	309	5.26%
\$300,000 - \$349,999	262	289	6.53%
\$350,000 - \$399,999	307	323	7.65%
\$400,000 - \$449,999	141	314	3.51%
\$450,000 - \$499,999	150	385	3.74%
\$500,000 - \$549,999	81	325	2.02%
\$550,000 - \$599,999	128	370	3.19%
\$600,000 - \$649,999	41	313	1.02%
\$650,000 - \$699,999	56	327	1.40%
\$700,000 - \$749,999	24	377	0.60%
\$750,000 - \$799,999	52	478	1.30%
\$800,000 - \$849,999	19	245	0.47%
\$850,000 - \$899,999	28	224	0.70%
\$900,000 - \$949,999	9	299	0.22%
\$950,000 - \$999,999	25	413	0.62%
\$1,000,000 - \$1,049,999	2	152	0.05%
\$1,050,000 - \$1,099,999	1	64	0.02%
\$1,100,000 - \$1,149,999	5	407	0.12%
\$1,150,000 - \$1,199,999	7	185	0.17%
\$1,200,000 - \$1,249,999	4	483	0.10%
\$1,250,000 - \$1,299,999	8	336	0.20%
\$1,300,000 - \$1,349,999	1	55	0.02%
\$1,350,000 - \$1,399,999	3	124	0.07%
\$1,400,000 - \$1,449,999	6	732	0.15%
\$1,450,000 - \$1,499,999	6	634	0.15%
\$1,500,000 - \$1,549,999	6	585	0.15%
\$1,550,000 - \$1,599,999	1	300	0.02%
\$1,600,000 - \$1,649,999	3	706	0.07%
\$1,650,000 - \$1,699,999	1	133	0.02%
\$1,700,000 - \$1,749,999	1	227	0.02%
\$1,750,000 - \$1,799,999	5	641	0.12%

MLS Statistics Results

\$1,800,000 - \$1,849,999	3	701	0.07%	
\$1,850,000 - \$1,899,999	2	130	0.05%	
\$1,900,000 - \$1,949,999	0	0	0.00%	
\$1,950,000 - \$1,999,999	2	759	0.05%	
\$2,000,000 - \$2,499,999	11	440	0.27%	
Over \$2,500,000	18	423	0.45%	■

#Total Listings: 4,014  
 Average Price: \$325,095  
 Median Price: \$239,900  
 Highest Price: \$6,500,000  
 Lowest Price: \$0  
 Average DOM: 274

NEW LISTINGS

Listing Price Range	# of Listings	Average DOM	% of Listings	
\$0 - \$9,999	9	0	1.67%	■
\$10,000 - \$19,999	0	0	0.00%	
\$20,000 - \$29,999	0	0	0.00%	
\$30,000 - \$39,999	0	0	0.00%	
\$40,000 - \$49,999	2	0	0.37%	■
\$50,000 - \$59,999	4	0	0.74%	■
\$60,000 - \$69,999	7	0	1.30%	■
\$70,000 - \$79,999	10	0	1.85%	■
\$80,000 - \$89,999	12	0	2.22%	■
\$90,000 - \$99,999	10	0	1.85%	■
\$100,000 - \$109,999	8	0	1.48%	■
\$110,000 - \$119,999	11	0	2.04%	■
\$120,000 - \$129,999	18	0	3.33%	■
\$130,000 - \$139,999	24	0	4.44%	■
\$140,000 - \$149,999	25	0	4.63%	■
\$150,000 - \$159,999	22	0	4.07%	■
\$160,000 - \$169,999	36	0	6.67%	■
\$170,000 - \$179,999	35	0	6.48%	■
\$180,000 - \$189,999	30	0	5.56%	■
\$190,000 - \$199,999	21	0	3.89%	■
\$200,000 - \$219,999	18	0	3.33%	■
\$220,000 - \$239,999	36	0	6.67%	■
\$240,000 - \$259,999	22	0	4.07%	■
\$260,000 - \$279,999	18	0	3.33%	■
\$280,000 - \$299,999	26	0	4.81%	■
\$300,000 - \$349,999	37	0	6.85%	■
\$350,000 - \$399,999	33	0	6.11%	■
\$400,000 - \$449,999	17	0	3.15%	■
\$450,000 - \$499,999	12	0	2.22%	■
\$500,000 - \$549,999	4	0	0.74%	■
\$550,000 - \$599,999	9	0	1.67%	■
\$600,000 - \$649,999	5	0	0.93%	■
\$650,000 - \$699,999	4	0	0.74%	■
\$700,000 - \$749,999	2	0	0.37%	■
\$750,000 - \$799,999	1	0	0.19%	
\$800,000 - \$849,999	3	0	0.56%	■
\$850,000 - \$899,999	3	0	0.56%	■
\$900,000 - \$949,999	1	0	0.19%	
\$950,000 - \$999,999	0	0	0.00%	
\$1,000,000 - \$1,049,999	0	0	0.00%	
\$1,050,000 - \$1,099,999	0	0	0.00%	
\$1,100,000 - \$1,149,999	0	0	0.00%	
\$1,150,000 - \$1,199,999	0	0	0.00%	
\$1,200,000 - \$1,249,999	0	0	0.00%	
\$1,250,000 - \$1,299,999	1	0	0.19%	
\$1,300,000 - \$1,349,999	0	0	0.00%	
\$1,350,000 - \$1,399,999	0	0	0.00%	
\$1,400,000 - \$1,449,999	2	0	0.37%	■
\$1,450,000 - \$1,499,999	0	0	0.00%	

MLS Statistics Results

\$1,500,000 - \$1,549,999	0	0	0.00%	
\$1,550,000 - \$1,599,999	0	0	0.00%	
\$1,600,000 - \$1,649,999	0	0	0.00%	
\$1,650,000 - \$1,699,999	0	0	0.00%	
\$1,700,000 - \$1,749,999	0	0	0.00%	
\$1,750,000 - \$1,799,999	0	0	0.00%	
\$1,800,000 - \$1,849,999	1	0	0.19%	
\$1,850,000 - \$1,899,999	0	0	0.00%	
\$1,900,000 - \$1,949,999	0	0	0.00%	
\$1,950,000 - \$1,999,999	0	0	0.00%	
\$2,000,000 - \$2,499,999	0	0	0.00%	
Over \$2,500,000	1	0	0.19%	

#Total Listings: 540  
 Average Price: \$259,170  
 Median Price: \$199,000  
 Highest Price: \$4,145,000  
 Lowest Price: \$0  
 Average DOM: 0

PENDING LISTINGS

Listing Price Range	# of Listings	Average DOM	% of Listings	
\$0 - \$9,999	0	0	0.00%	
\$10,000 - \$19,999	2	49	0.73%	■
\$20,000 - \$29,999	0	0	0.00%	
\$30,000 - \$39,999	1	10	0.36%	■
\$40,000 - \$49,999	2	16	0.73%	■
\$50,000 - \$59,999	2	11	0.73%	■
\$60,000 - \$69,999	5	59	1.82%	■
\$70,000 - \$79,999	6	102	2.18%	■
\$80,000 - \$89,999	9	108	3.27%	■
\$90,000 - \$99,999	10	135	3.64%	■
\$100,000 - \$109,999	4	159	1.45%	■
\$110,000 - \$119,999	12	83	4.36%	■
\$120,000 - \$129,999	12	114	4.36%	■
\$130,000 - \$139,999	7	105	2.55%	■
\$140,000 - \$149,999	12	172	4.36%	■
\$150,000 - \$159,999	15	151	5.45%	■
\$160,000 - \$169,999	24	143	8.73%	■
\$170,000 - \$179,999	24	125	8.73%	■
\$180,000 - \$189,999	8	109	2.91%	■
\$190,000 - \$199,999	17	130	6.18%	■
\$200,000 - \$219,999	15	180	5.45%	■
\$220,000 - \$239,999	15	94	5.45%	■
\$240,000 - \$259,999	14	197	5.09%	■
\$260,000 - \$279,999	11	159	4.00%	■
\$280,000 - \$299,999	12	329	4.36%	■
\$300,000 - \$349,999	13	156	4.73%	■
\$350,000 - \$399,999	8	201	2.91%	■
\$400,000 - \$449,999	2	206	0.73%	■
\$450,000 - \$499,999	3	167	1.09%	■
\$500,000 - \$549,999	0	0	0.00%	
\$550,000 - \$599,999	0	0	0.00%	
\$600,000 - \$649,999	1	78	0.36%	■
\$650,000 - \$699,999	0	0	0.00%	
\$700,000 - \$749,999	0	0	0.00%	
\$750,000 - \$799,999	0	0	0.00%	
\$800,000 - \$849,999	0	0	0.00%	
\$850,000 - \$899,999	1	253	0.36%	■
\$900,000 - \$949,999	0	0	0.00%	
\$950,000 - \$999,999	2	56	0.73%	■
\$1,000,000 - \$1,049,999	0	0	0.00%	
\$1,050,000 - \$1,099,999	0	0	0.00%	
\$1,100,000 - \$1,149,999	1	65	0.36%	■
\$1,150,000 - \$1,199,999	0	0	0.00%	

MLS Statistics Results

\$1,200,000 - \$1,249,999	0	0	0.00%	
\$1,250,000 - \$1,299,999	0	0	0.00%	
\$1,300,000 - \$1,349,999	0	0	0.00%	
\$1,350,000 - \$1,399,999	0	0	0.00%	
\$1,400,000 - \$1,449,999	0	0	0.00%	
\$1,450,000 - \$1,499,999	0	0	0.00%	
\$1,500,000 - \$1,549,999	0	0	0.00%	
\$1,550,000 - \$1,599,999	0	0	0.00%	
\$1,600,000 - \$1,649,999	0	0	0.00%	
\$1,650,000 - \$1,699,999	0	0	0.00%	
\$1,700,000 - \$1,749,999	0	0	0.00%	
\$1,750,000 - \$1,799,999	0	0	0.00%	
\$1,800,000 - \$1,849,999	0	0	0.00%	
\$1,850,000 - \$1,899,999	0	0	0.00%	
\$1,900,000 - \$1,949,999	0	0	0.00%	
\$1,950,000 - \$1,999,999	0	0	0.00%	
\$2,000,000 - \$2,499,999	0	0	0.00%	
Over \$2,500,000	0	0	0.00%	

#Total Listings: 275  
 Average Price: \$203,589  
 Median Price: \$175,000  
 Highest Price: \$1,100,000  
 Lowest Price: \$19,900  
 Average DOM: 144

**SOLD LISTINGS**

Listing Price Range	# of Listings	Average DOM	% of Listings	
\$0 - \$9,999	0	0	0.00%	
\$10,000 - \$19,999	1	26	0.55%	█
\$20,000 - \$29,999	0	0	0.00%	
\$30,000 - \$39,999	1	114	0.55%	█
\$40,000 - \$49,999	4	106	2.19%	█
\$50,000 - \$59,999	2	341	1.09%	█
\$60,000 - \$69,999	3	104	1.64%	█
\$70,000 - \$79,999	5	140	2.73%	█
\$80,000 - \$89,999	4	180	2.19%	█
\$90,000 - \$99,999	11	126	6.01%	█
\$100,000 - \$109,999	9	162	4.92%	█
\$110,000 - \$119,999	5	83	2.73%	█
\$120,000 - \$129,999	9	97	4.92%	█
\$130,000 - \$139,999	6	165	3.28%	█
\$140,000 - \$149,999	11	246	6.01%	█
\$150,000 - \$159,999	19	167	10.38%	█
\$160,000 - \$169,999	14	179	7.65%	█
\$170,000 - \$179,999	5	65	2.73%	█
\$180,000 - \$189,999	12	183	6.56%	█
\$190,000 - \$199,999	5	135	2.73%	█
\$200,000 - \$219,999	9	119	4.92%	█
\$220,000 - \$239,999	13	191	7.10%	█
\$240,000 - \$259,999	6	92	3.28%	█
\$260,000 - \$279,999	8	163	4.37%	█
\$280,000 - \$299,999	2	596	1.09%	█
\$300,000 - \$349,999	11	111	6.01%	█
\$350,000 - \$399,999	6	193	3.28%	█
\$400,000 - \$449,999	0	0	0.00%	
\$450,000 - \$499,999	2	128	1.09%	█
\$500,000 - \$549,999	0	0	0.00%	
\$550,000 - \$599,999	0	0	0.00%	
\$600,000 - \$649,999	0	0	0.00%	
\$650,000 - \$699,999	0	0	0.00%	
\$700,000 - \$749,999	0	0	0.00%	
\$750,000 - \$799,999	0	0	0.00%	
\$800,000 - \$849,999	0	0	0.00%	
\$850,000 - \$899,999	0	0	0.00%	

## MLS Statistics Results

\$900,000	- \$949,999	0	0	0.00%	
\$950,000	- \$999,999	0	0	0.00%	
\$1,000,000	- \$1,049,999	0	0	0.00%	
\$1,050,000	- \$1,099,999	0	0	0.00%	
\$1,100,000	- \$1,149,999	0	0	0.00%	
\$1,150,000	- \$1,199,999	0	0	0.00%	
\$1,200,000	- \$1,249,999	0	0	0.00%	
\$1,250,000	- \$1,299,999	0	0	0.00%	
\$1,300,000	- \$1,349,999	0	0	0.00%	
\$1,350,000	- \$1,399,999	0	0	0.00%	
\$1,400,000	- \$1,449,999	0	0	0.00%	
\$1,450,000	- \$1,499,999	0	0	0.00%	
\$1,500,000	- \$1,549,999	0	0	0.00%	
\$1,550,000	- \$1,599,999	0	0	0.00%	
\$1,600,000	- \$1,649,999	0	0	0.00%	
\$1,650,000	- \$1,699,999	0	0	0.00%	
\$1,700,000	- \$1,749,999	0	0	0.00%	
\$1,750,000	- \$1,799,999	0	0	0.00%	
\$1,800,000	- \$1,849,999	0	0	0.00%	
\$1,850,000	- \$1,899,999	0	0	0.00%	
\$1,900,000	- \$1,949,999	0	0	0.00%	
\$1,950,000	- \$1,999,999	0	0	0.00%	
\$2,000,000	- \$2,499,999	0	0	0.00%	
Over \$2,500,000		0	0	0.00%	

#Total Listings: 183  
Average Price: \$176,660  
Median Price: \$160,000  
Highest Price: \$498,000  
Lowest Price: \$19,000  
Average DOM: 162

## WITHDRAWN LISTINGS

Listing Price Range	# of Listings	Average DOM	% of Listings	
\$0 - \$9,999	2	0	0.93%	■
\$10,000 - \$19,999	0	0	0.00%	
\$20,000 - \$29,999	1	528	0.47%	■
\$30,000 - \$39,999	2	275	0.93%	■
\$40,000 - \$49,999	1	29	0.47%	■
\$50,000 - \$59,999	2	348	0.93%	■
\$60,000 - \$69,999	1	32	0.47%	■
\$70,000 - \$79,999	3	98	1.40%	■
\$80,000 - \$89,999	2	44	0.93%	■
\$90,000 - \$99,999	2	79	0.93%	■
\$100,000 - \$109,999	2	61	0.93%	■
\$110,000 - \$119,999	6	124	2.79%	■
\$120,000 - \$129,999	7	143	3.26%	■
\$130,000 - \$139,999	5	544	2.33%	■
\$140,000 - \$149,999	10	159	4.65%	■
\$150,000 - \$159,999	5	113	2.33%	■
\$160,000 - \$169,999	0	0	0.00%	
\$170,000 - \$179,999	7	61	3.26%	■
\$180,000 - \$189,999	10	228	4.65%	■
\$190,000 - \$199,999	14	305	6.51%	■
\$200,000 - \$219,999	8	187	3.72%	■
\$220,000 - \$239,999	13	246	6.05%	■
\$240,000 - \$259,999	18	243	8.37%	■
\$260,000 - \$279,999	10	206	4.65%	■
\$280,000 - \$299,999	10	475	4.65%	■
\$300,000 - \$349,999	14	254	6.51%	■
\$350,000 - \$399,999	12	251	5.58%	■
\$400,000 - \$449,999	10	191	4.65%	■
\$450,000 - \$499,999	6	451	2.79%	■
\$500,000 - \$549,999	3	120	1.40%	■
\$550,000 - \$599,999	2	253	0.93%	■

MLS Statistics Results




































\$600,000	- \$649,999	3	175	1.40%	
\$650,000	- \$699,999	2	265	0.93%	■
\$700,000	- \$749,999	3	512	1.40%	■
\$750,000	- \$799,999	1	247	0.47%	■
\$800,000	- \$849,999	2	183	0.93%	■
\$850,000	- \$899,999	0	0	0.00%	
\$900,000	- \$949,999	0	0	0.00%	
\$950,000	- \$999,999	2	200	0.93%	■
\$1,000,000	- \$1,049,999	1	545	0.47%	■
\$1,050,000	- \$1,099,999	0	0	0.00%	
\$1,100,000	- \$1,149,999	0	0	0.00%	
\$1,150,000	- \$1,199,999	0	0	0.00%	
\$1,200,000	- \$1,249,999	0	0	0.00%	
\$1,250,000	- \$1,299,999	1	302	0.47%	■
\$1,300,000	- \$1,349,999	0	0	0.00%	
\$1,350,000	- \$1,399,999	1	188	0.47%	■
\$1,400,000	- \$1,449,999	0	0	0.00%	
\$1,450,000	- \$1,499,999	0	0	0.00%	
\$1,500,000	- \$1,549,999	0	0	0.00%	
\$1,550,000	- \$1,599,999	0	0	0.00%	
\$1,600,000	- \$1,649,999	0	0	0.00%	
\$1,650,000	- \$1,699,999	0	0	0.00%	
\$1,700,000	- \$1,749,999	0	0	0.00%	
\$1,750,000	- \$1,799,999	1	267	0.47%	■
\$1,800,000	- \$1,849,999	0	0	0.00%	
\$1,850,000	- \$1,899,999	0	0	0.00%	
\$1,900,000	- \$1,949,999	0	0	0.00%	
\$1,950,000	- \$1,999,999	0	0	0.00%	
\$2,000,000	- \$2,499,999	0	0	0.00%	
Over \$2,500,000		0	0	0.00%	

#Total Listings: 215  
 Average Price: \$292,975  
 Median Price: \$239,000  
 Highest Price: \$1,750,000  
 Lowest Price: \$800  
 Average DOM: 238

EXPIRED LISTINGS

Listing Price Range	# of Listings	Average DOM	% of Listings
\$0 - \$9,999	2	0	0.47%
\$10,000 - \$19,999	0	0	0.00%
\$20,000 - \$29,999	1	0	0.24%
\$30,000 - \$39,999	2	0	0.47%
\$40,000 - \$49,999	0	0	0.00%
\$50,000 - \$59,999	1	0	0.24%
\$60,000 - \$69,999	5	0	1.18%
\$70,000 - \$79,999	4	0	0.94%
\$80,000 - \$89,999	4	0	0.94%
\$90,000 - \$99,999	9	0	2.12%
\$100,000 - \$109,999	4	0	0.94%
\$110,000 - \$119,999	12	0	2.82%
\$120,000 - \$129,999	10	0	2.35%
\$130,000 - \$139,999	11	0	2.59%
\$140,000 - \$149,999	14	0	3.29%
\$150,000 - \$159,999	7	0	1.65%
\$160,000 - \$169,999	7	0	1.65%
\$170,000 - \$179,999	12	0	2.82%
\$180,000 - \$189,999	18	0	4.24%
\$190,000 - \$199,999	24	0	5.65%
\$200,000 - \$219,999	19	0	4.47%
\$220,000 - \$239,999	26	0	6.12%
\$240,000 - \$259,999	30	0	7.06%
\$260,000 - \$279,999	18	0	4.24%
\$280,000 - \$299,999	22	0	5.18%

## MLS Statistics Results

\$300,000 - \$349,999	30	0	7.06%	
\$350,000 - \$399,999	32	0	7.53%	
\$400,000 - \$449,999	21	0	4.94%	
\$450,000 - \$499,999	19	0	4.47%	
\$500,000 - \$549,999	10	0	2.35%	
\$550,000 - \$599,999	6	0	1.41%	
\$600,000 - \$649,999	4	0	0.94%	
\$650,000 - \$699,999	4	0	0.94%	
\$700,000 - \$749,999	4	0	0.94%	
\$750,000 - \$799,999	2	0	0.47%	
\$800,000 - \$849,999	2	0	0.47%	
\$850,000 - \$899,999	0	0	0.00%	
\$900,000 - \$949,999	0	0	0.00%	
\$950,000 - \$999,999	2	0	0.47%	
\$1,000,000 - \$1,049,999	1	0	0.24%	
\$1,050,000 - \$1,099,999	0	0	0.00%	
\$1,100,000 - \$1,149,999	0	0	0.00%	
\$1,150,000 - \$1,199,999	0	0	0.00%	
\$1,200,000 - \$1,249,999	0	0	0.00%	
\$1,250,000 - \$1,299,999	1	0	0.24%	
\$1,300,000 - \$1,349,999	2	0	0.47%	
\$1,350,000 - \$1,399,999	1	0	0.24%	
\$1,400,000 - \$1,449,999	1	0	0.24%	
\$1,450,000 - \$1,499,999	0	0	0.00%	
\$1,500,000 - \$1,549,999	1	0	0.24%	
\$1,550,000 - \$1,599,999	0	0	0.00%	
\$1,600,000 - \$1,649,999	0	0	0.00%	
\$1,650,000 - \$1,699,999	1	0	0.24%	
\$1,700,000 - \$1,749,999	0	0	0.00%	
\$1,750,000 - \$1,799,999	2	0	0.47%	
\$1,800,000 - \$1,849,999	0	0	0.00%	
\$1,850,000 - \$1,899,999	0	0	0.00%	
\$1,900,000 - \$1,949,999	0	0	0.00%	
\$1,950,000 - \$1,999,999	0	0	0.00%	
\$2,000,000 - \$2,499,999	0	0	0.00%	
Over \$2,500,000	1	0	0.24%	

**#Total Listings: 425**  
**Average Price: \$317,978**  
**Median Price: \$249,600**  
**Highest Price: \$2,999,000**  
**Lowest Price: \$123**  
**Average DOM: 0**

--Information deemed reliable but not guaranteed--Copyright: 2009 by the Bay County Association of REALTORS®  
 VIEW ALL THE LISTINGS FOR SALE IN PANAMA CITY BEACH AT [WWW.LONGBEACHSALES.COM](http://WWW.LONGBEACHSALES.COM)  
 Prepared by Joanie Miller of MILLER & ASSOCIATES REALTY on 5/4/2009 1:31:18 PM