

Price Range Statistics Report

Category - Residential / PropType: DSF / Area: 02, 03, 04, 05
 Statistics for Entire MLS from 02/01/2008 to 02/29/2008














CURRENT ACTIVE LISTINGS

Listing Price Range	# of Listings	Average DOM	% of Listings
\$0 - \$9,999	0	0	0.00%
\$10,000 - \$19,999	0	0	0.00%
\$20,000 - \$29,999	0	0	0.00%
\$30,000 - \$39,999	0	0	0.00%
\$40,000 - \$49,999	0	0	0.00%
\$50,000 - \$59,999	0	0	0.00%
\$60,000 - \$69,999	0	0	0.00%
\$70,000 - \$79,999	0	0	0.00%
\$80,000 - \$89,999	0	0	0.00%
\$90,000 - \$99,999	1	69	0.12%
\$100,000 - \$109,999	1	79	0.12%
\$110,000 - \$119,999	1	96	0.12%
\$120,000 - \$129,999	2	71	0.24%
\$130,000 - \$139,999	6	174	0.73%
\$140,000 - \$149,999	4	155	0.48%
\$150,000 - \$159,999	6	266	0.73%
\$160,000 - \$169,999	10	142	1.21%
\$170,000 - \$179,999	23	167	2.78%
\$180,000 - \$189,999	23	191	2.78%
\$190,000 - \$199,999	31	165	3.75%
\$200,000 - \$219,999	29	186	3.51%
\$220,000 - \$239,999	52	207	6.30%
\$240,000 - \$259,999	50	161	6.05%
\$260,000 - \$279,999	45	210	5.45%
\$280,000 - \$299,999	56	222	6.78%
\$300,000 - \$349,999	66	194	7.99%
\$350,000 - \$399,999	74	227	8.96%
\$400,000 - \$449,999	39	166	4.72%
\$450,000 - \$499,999	49	232	5.93%
\$500,000 - \$549,999	21	258	2.54%
\$550,000 - \$599,999	24	246	2.91%
\$600,000 - \$649,999	11	394	1.33%
\$650,000 - \$699,999	26	266	3.15%
\$700,000 - \$749,999	22	232	2.66%
\$750,000 - \$799,999	18	302	2.18%
\$800,000 - \$849,999	8	464	0.97%
\$850,000 - \$899,999	14	140	1.69%
\$900,000 - \$949,999	8	185	0.97%
\$950,000 - \$999,999	20	239	2.42%
\$1,000,000 - \$1,049,999	2	192	0.24%
\$1,050,000 - \$1,099,999	6	166	0.73%
\$1,100,000 - \$1,149,999	0	0	0.00%
\$1,150,000 - \$1,199,999	6	125	0.73%
\$1,200,000 - \$1,249,999	3	500	0.36%
\$1,250,000 - \$1,299,999	3	254	0.36%
\$1,300,000 - \$1,349,999	0	0	0.00%
\$1,350,000 - \$1,399,999	3	308	0.36%
\$1,400,000 - \$1,449,999	0	0	0.00%
\$1,450,000 - \$1,499,999	4	252	0.48%
\$1,500,000 - \$1,549,999	4	362	0.48%
\$1,550,000 - \$1,599,999	3	374	0.36%
\$1,600,000 - \$1,649,999	1	871	0.12%
\$1,650,000 - \$1,699,999	2	383	0.24%
\$1,700,000 - \$1,749,999	4	424	0.48%
\$1,750,000 - \$1,799,999	6	320	0.73%
\$1,800,000 - \$1,849,999	4	512	0.48%
\$1,850,000 - \$1,899,999	1	339	0.12%
\$1,900,000 - \$1,949,999	3	258	0.36%
\$1,950,000 - \$1,999,999	6	552	0.73%
\$2,000,000 - \$2,499,999	8	575	0.97%

Over \$2,500,000 17 377 2.06% 

#Total Listings: 826
 Average Price: \$576,904
 Median Price: \$359,000
 Highest Price: \$9,500,000
 Lowest Price: \$99,900
 Average DOM: 228

SOLD LISTINGS

Listing Price Range	# of Listings	Average DOM	% of Listings	
\$0 - \$9,999	0	0	0.00%	
\$10,000 - \$19,999	0	0	0.00%	
\$20,000 - \$29,999	0	0	0.00%	
\$30,000 - \$39,999	0	0	0.00%	
\$40,000 - \$49,999	0	0	0.00%	
\$50,000 - \$59,999	0	0	0.00%	
\$60,000 - \$69,999	0	0	0.00%	
\$70,000 - \$79,999	0	0	0.00%	
\$80,000 - \$89,999	0	0	0.00%	
\$90,000 - \$99,999	0	0	0.00%	
\$100,000 - \$109,999	0	0	0.00%	
\$110,000 - \$119,999	0	0	0.00%	
\$120,000 - \$129,999	0	0	0.00%	
\$130,000 - \$139,999	0	0	0.00%	
\$140,000 - \$149,999	0	0	0.00%	
\$150,000 - \$159,999	0	0	0.00%	
\$160,000 - \$169,999	2	325	10.00%	
\$170,000 - \$179,999	1	52	5.00%	
\$180,000 - \$189,999	0	0	0.00%	
\$190,000 - \$199,999	2	173	10.00%	
\$200,000 - \$219,999	0	0	0.00%	
\$220,000 - \$239,999	1	196	5.00%	
\$240,000 - \$259,999	1	229	5.00%	
\$260,000 - \$279,999	4	116	20.00%	
\$280,000 - \$299,999	2	166	10.00%	
\$300,000 - \$349,999	1	83	5.00%	
\$350,000 - \$399,999	2	192	10.00%	
\$400,000 - \$449,999	1	67	5.00%	
\$450,000 - \$499,999	1	293	5.00%	
\$500,000 - \$549,999	0	0	0.00%	
\$550,000 - \$599,999	1	92	5.00%	
\$600,000 - \$649,999	0	0	0.00%	
\$650,000 - \$699,999	0	0	0.00%	
\$700,000 - \$749,999	0	0	0.00%	
\$750,000 - \$799,999	0	0	0.00%	
\$800,000 - \$849,999	1	98	5.00%	
\$850,000 - \$899,999	0	0	0.00%	
\$900,000 - \$949,999	0	0	0.00%	
\$950,000 - \$999,999	0	0	0.00%	
\$1,000,000 - \$1,049,999	0	0	0.00%	
\$1,050,000 - \$1,099,999	0	0	0.00%	
\$1,100,000 - \$1,149,999	0	0	0.00%	
\$1,150,000 - \$1,199,999	0	0	0.00%	
\$1,200,000 - \$1,249,999	0	0	0.00%	
\$1,250,000 - \$1,299,999	0	0	0.00%	
\$1,300,000 - \$1,349,999	0	0	0.00%	
\$1,350,000 - \$1,399,999	0	0	0.00%	
\$1,400,000 - \$1,449,999	0	0	0.00%	
\$1,450,000 - \$1,499,999	0	0	0.00%	
\$1,500,000 - \$1,549,999	0	0	0.00%	
\$1,550,000 - \$1,599,999	0	0	0.00%	
\$1,600,000 - \$1,649,999	0	0	0.00%	
\$1,650,000 - \$1,699,999	0	0	0.00%	
\$1,700,000 - \$1,749,999	0	0	0.00%	
\$1,750,000 - \$1,799,999	0	0	0.00%	
\$1,800,000 - \$1,849,999	0	0	0.00%	
\$1,850,000 - \$1,899,999	0	0	0.00%	
\$1,900,000 - \$1,949,999	0	0	0.00%	
\$1,950,000 - \$1,999,999	0	0	0.00%	

\$2,000,000 - \$2,499,999	0	0	0.00%	
Over \$2,500,000	0	0	0.00%	

#Total Listings: 20
Average Price: \$317,306
Median Price: \$270,000
Highest Price: \$800,000
Lowest Price: \$160,000
Average DOM: 164

Information deemed reliable but not guaranteed--Copyright: 2008 by the Bay County Association of REALTORS®
LOG ONTO MY WEB SITE FOR A COMPLETE LIST OF ALL MY LISTINGS AT [HTTP://WWW.LONGBEACHSALES.COM](http://www.longbeachsales.com)
Prepared by MILLER & ASSOCIATES REALTY on 3/6/2008 2:45:10 PM